

HOW THE REPAIR AND RETURN ORDERING PROCESS WORKS?

This is a Repair Service of your existing ABS Hydraulic Block. You will need to remove and send your ABS Block and ship it together with the ABS Module.




**TO AVOID DAMAGE DURING SHIPPING,
PLEASE SEND IT TOGETHER WITH THE
ABS MODULE**

HOW THE REPAIR AND RETURN ORDERING PROCESS WORKS?

1

Place your order

Place your order on our website or by calling our toll-free line 1-888-712-2525.



HOW THE REPAIR AND RETURN ORDERING PROCESS WORKS?

2

Check your e-mail

The order will be processed during our regular business hours (Mon-Fri 8:30 – 5:00 EST). After processing your order, we will email shipping labels and shipping instructions. If you do not see shipping labels within 1 hour of submitting your order (during business hours), please first check your junk/spam folders. If you still do not see the labels, please contact us at 1-888-712-2525.



HOW THE REPAIR AND RETURN ORDERING PROCESS WORKS?

3

Ship your part to us

Remove the module from your vehicle and pack it securely in a box roughly the same size as your module. Please ensure that you follow the shipping instructions provided.



HOW DO WE TEST YOUR HYDRAULIC BLOCK?

4

Testing and repair service

Quality Tested: Your block will be tested in our latest generation ABS test bed. Click [here](#) for more info.

Failure Confirmation: The goal is to be able to reproduce the failure in our test bed. This confirmation enables us to validate our repair, but most importantly avoid the unnecessary once. Should your block exhibit no faults present during the initial test, we will contact you with recommendations.



**HOW DO WE TEST
YOUR HYDRAULIC
BLOCK?**

XeMODeX
TECHNOLOGY

XeMODeX
TECHNOLOGY
improved Automotive Electronic Systems

HOW DO WE TEST YOUR HYDRAULIC BLOCK?

Can all types of failures be fixed? We strive to achieve a 100% repair success rate; but the reality is, some hydraulic blocks are damaged beyond repair.

Examples of not repairable block include;


- Dents in the valve caps. Always ship your block with the ABS module attached to prevent this from happening.
- Severe water damage.
- Previous attempts to repair the block.

Damaged brake line fittings. During the testing process, we'll check the threads for all 6 brake lines. If we find a cross threaded fitting, we'll attempt to fix it. However, in some cases the damaged thread might be beyond repair.

When the repair is not possible, we'll refund the repair service costs, less the diagnostic bench test fee of \$75.00 dollars.

HOW DO WE TEST YOUR HYDRAULIC BLOCK?

DAMAGED VALVE CAP




HOW THE REPAIR AND RETURN ORDERING PROCESS WORKS?

5

Turnaround time

Quick Turnaround: Given the complexity of the remanufacturing process. We strive to complete the repair within 2-3 business days.



HOW THE REPAIR AND RETURN ORDERING PROCESS WORKS?

6

Shipping the repaired module back to you

Once the repair is completed, your module will be securely packaged and shipped back to you. At the end of the day, you will receive an email notification from UPS with tracking details.



HOW THE REPAIR AND RETURN ORDERING PROCESS WORKS?

7

Reinstallation

Plug & Play Installation: Since we are working on the original module, that's been already programmed and calibrated to the vehicle, there is no need to modify any software or calibration settings. This makes the module a simple plug and play installation.



HOW THE REPAIR AND RETURN ORDERING PROCESS WORKS?

8

Peace of mind warranty and technical support

2 Years Warranty: The remanufactured module comes with our 2 Years Limited Warranty. Please see [here](#) for more information.

Technical Support: In an unlikely event of module malfunction, please file a warranty claim online by clicking [here](#). Our technical support will guide you through the process.

